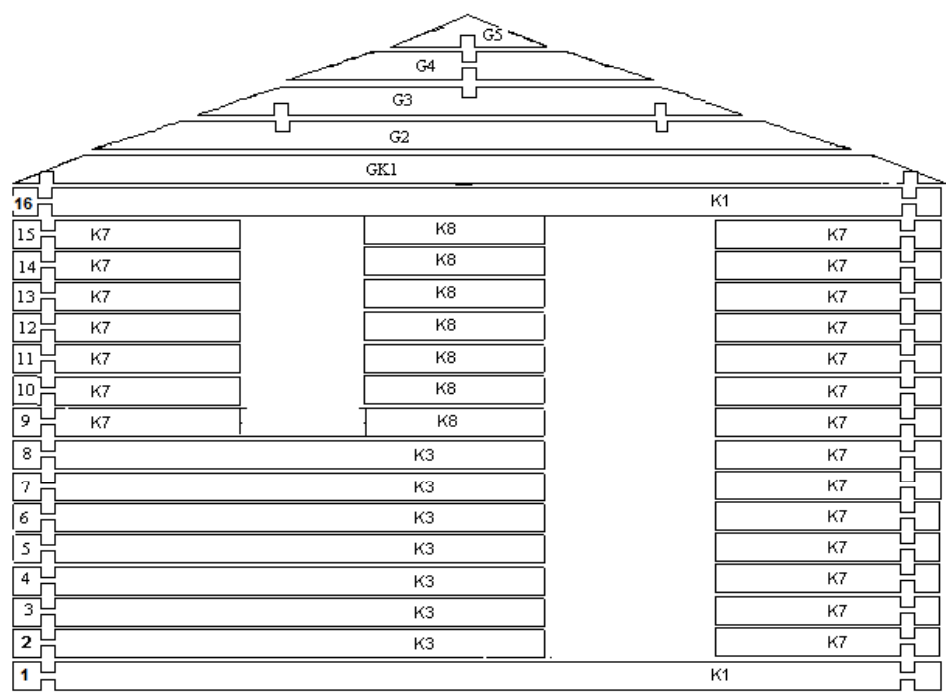
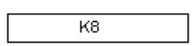



Takås 4 522 cm 3 st  
 Takås 2, 462 cm 1 st




Observera att dörr och fönsteröppning ska ha en krympmån på ca 1-2 cm  
 Eventuell urkapning kan behövas



K8, 58 cm = 7 st



K7, 103 cm = 21 st

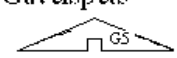


K3, 229 cm = 7 st



K1 421 cm = 2 st

Gavelspets




G5 1 st




G4 1 st




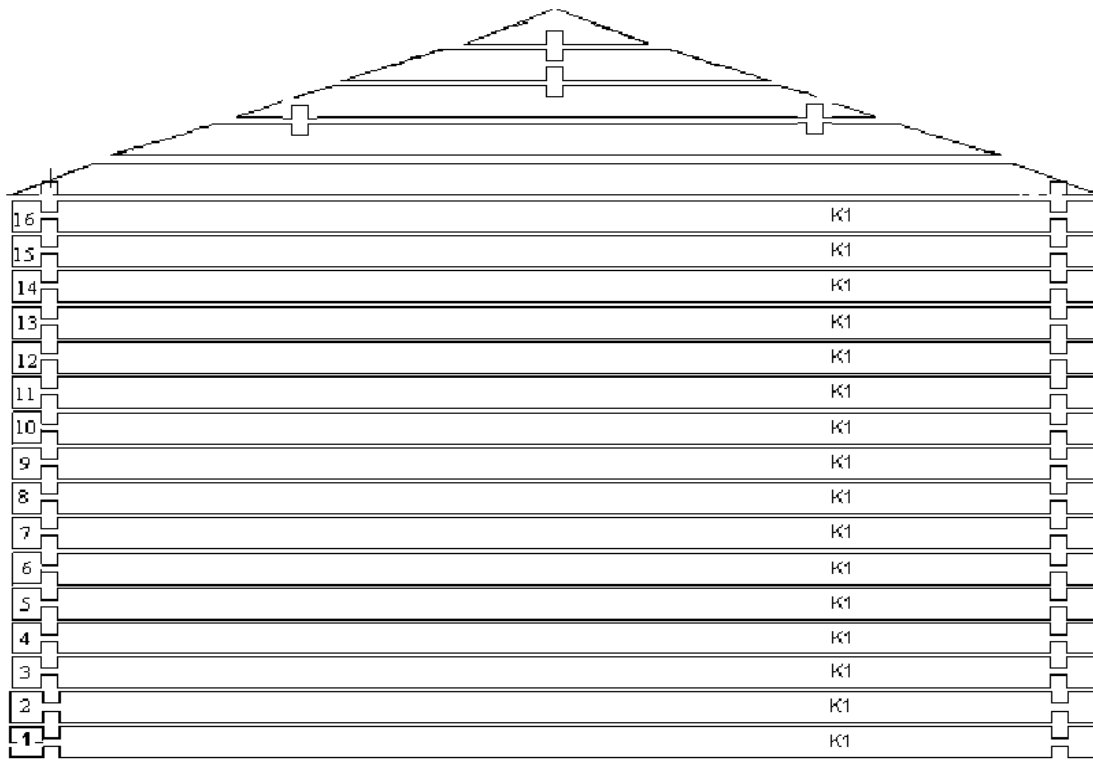
G3 1 st



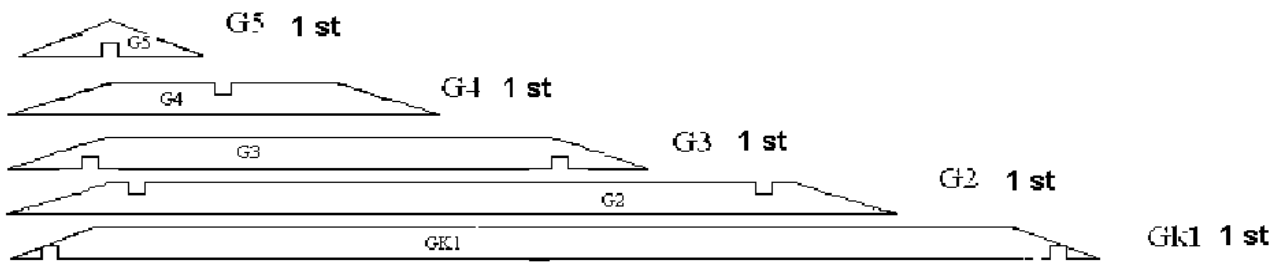
G2 1 st



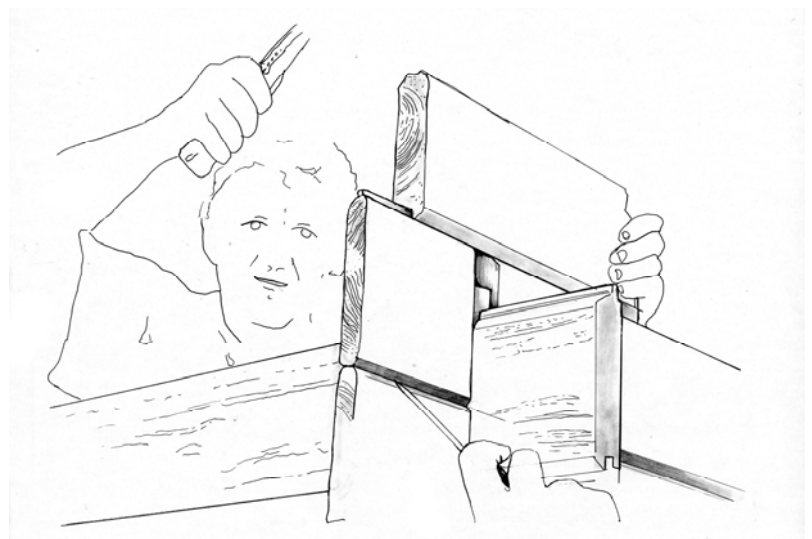
GK1 1 st



### Gavelspets



Använd slägga och ”bankbräda  
då ni slår ihop väggarna.



# Friggebod m förl tak sidovägg

|    |         |     |
|----|---------|-----|
| 17 | Takås 2 | 468 |
| 16 | Takås 2 | 468 |
| 15 | K6      |     |
| 14 | K6      |     |
| 13 | K6      |     |
| 12 | K6      |     |
| 11 | K6      |     |
| 10 | K6      |     |
| 9  | K6      |     |
| 8  | K6      |     |
| 7  | K6      |     |
| 6  | K6      |     |
| 5  | K6      |     |
| 4  | K6      |     |
| 3  | K6      |     |
| 2  | K6      |     |
| 1  | K6      |     |

|    |         |     |
|----|---------|-----|
| 15 | Takås 2 | 468 |
|----|---------|-----|

**Takås 4 522 cm = 2 st**

|    |         |     |
|----|---------|-----|
| 15 | Takås 2 | 468 |
|----|---------|-----|

**Takås 2 462 cm = 2 st**

|    |    |
|----|----|
| 14 | K6 |
|----|----|

**K6 397 cm = 28 st**

|   |    |
|---|----|
| 1 | K6 |
|---|----|

**K6 ½ = 2 st**

# Norrforstugan 14,9 kvm

